



Safety

-  **DANGER** | Switch off the power supply of the device and all connected devices before working on the module. Switch on the power supply only after work on the module has been completed.
-  **NOTICE** | Switch off the power supply of the device before programming. When being programmed, the device is powered by USB and no additional power supply is needed.

Specifications

Table 1. General specification

Power supply	24 (19...30) V DC
Power consumption, max.	2.5 W
Galvanic isolation	none
Reverse polarity protection	yes
LCD display	2x 16 characters, adjustable backlight
Function keys	6
Real-time clock	Backup 1.5 years (CR1025)
Ambient temperature	-20...+55 °C
IP Code	front IP54, rear IP20
Dimensions	100 x 60 x 60
Mounting	Panel mounting
Weight	approx. 150 g

Connection to RS485 Network	plug-in terminal block (D+/D-)
Protocols	Modbus RTU/ASCII (Master/Slave)
Baud rate	9.6...115.2 kbit/s
Galvanic isolation	1000 V
Programming	
Software *	akYtec ALP
Interface	micro USB 2.0
Program cycle, min	1 ms

* **Note:** The user application is created as a function block diagram with the programming software "akYtec ALP". To download this software, refer to akytec.de, please.

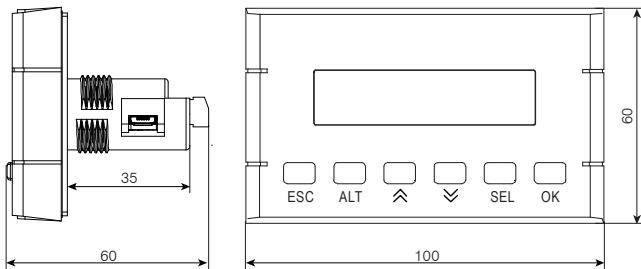


Fig. 1. Dimensions

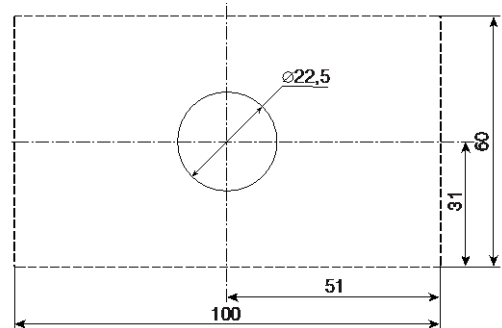


Fig. 2. Mounting cutouts

Mounting

To mount the display, cut out two holes Ø22.5 mm and Ø4 mm in the panel, as shown in Fig. 2. Carefully position the supplied gasket on the display rear surface. Insert the cylindrical body of the device into the borehole and tighten the nut from the rear side of the panel.

Electrical connections

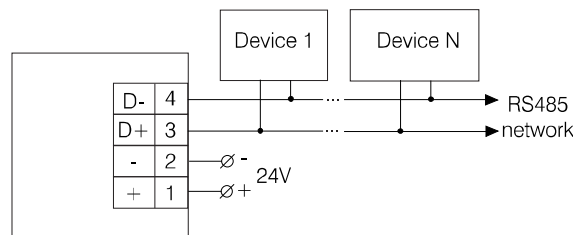


Fig. 3.

Transportation and storage:


Pack the device in such a way as to protect it reliably against impact for storage and transportation. The original packaging provides optimum protection.

If the device is not taken immediately after delivery into operation, it must be carefully stored at a protected location.

The device should not be stored in an atmosphere with chemically active substances.

Permitted storage temperature: -25...+55 °C

Relative humidity: up to 80% (at +25°C, non-condensing)

-  **NOTICE** | **The device may have been damaged during transportation. Check the device for transport damage and completeness! Report the transport damage immediately to the shipper and akYtec GmbH!**

Scope of delivery:

- SMI200 1
- Gasket 1
- Mounting nut 1
- Terminal block 1
- Short guide 1

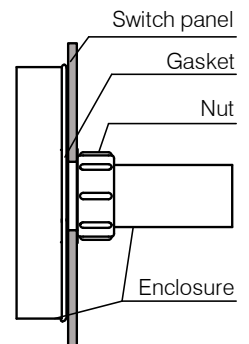


Fig. 4. Mounting